

# USPS Returns Label API

USPS Web Tools™

Application Programming Interface

User Guide

Version 1.11 (07/25/2024)



## Table of Contents

<b>1.0</b>	<b>Introduction to Web Tools</b> .....	<b>3</b>
1.1	Before you get started: .....	3
<b>2.0</b>	<b>USPS Returns Label API</b> .....	<b>3</b>
2.1	Overview .....	3
2.1.1	API Signature .....	6
2.2	Request Descriptions .....	6
2.2.1	Sample Request .....	19
2.3	Response Descriptions .....	23
2.3.1	Sample Response .....	28
<b>3.0</b>	<b>Appendix A – Image Parameter Options</b> .....	<b>30</b>
<b>4.0</b>	<b>Appendix B – Label Samples</b> .....	<b>31</b>
4.1	USPS Returns Label Sample – Priority Mail Return .....	31
4.2	USPS Returns Label Sample – Priority Mail Express Return .....	32
4.3	USPS Returns Label Sample – Ground Advantage Return .....	33
<b>5.0</b>	<b>Appendix C – Unique ZIP+4</b> .....	<b>34</b>

## 1.0 Introduction to Web Tools

This document contains a Reference Guide to the USPS Returns Label API. See the [Developer's Guide](#) to learn the administrative process for gaining access to the Web Tools APIs as well as the basic mechanism for calling the APIs and processing the results. The Developer's Guide also contains information on testing and troubleshooting.

**Note:** The Request Parameter sections present the XML input tags for generating live requests along with the restrictions on the values allowed. An error message will be returned if an incorrect value is entered. Also, be aware of the maximum character amounts allowed for some tags - an error will return if values passed exceed these limits. Where a parsing expression or character limit is not documented for tags defined as a String, Web Tools will simply pass in the characters up to the maximum amount allowed and disregard the rest. This is important since the resulting value could prevent a correct response. We recommend integrators check the character length of all values passed in the API request to avoid any truncation or unsuccessful responses.

When building the XML request, pay particular attention to the order and case for tags. An error message will be returned if an incorrect value is entered. Remember that all data and attribute values in this document are for illustration purposes and are to be replaced by your actual values.

### 1.1 Before you get started:

For information on registering and getting started with Web Tools, please refer to the Step-By-Step guide found on the Web Tools [Technical Documentation Page](#).

**Note:** The Web Tools user ID (i.e. "123ABCD456") you receive upon registration will not work at [www.usps.com](http://www.usps.com) (also reference: <https://reg.usps.com>); USPS Web Tools API user ID credentials are separate and required for API use.

Additional onboarding is required before integrators can begin using the Web Tools USPSReturnsLabel API to generate USPS Return labels. Integrators should contact the USPS Mailing & Shipping Solutions Center (MSSC) at 1-877-672-0007 for assistance. Business hours for the MSSC are Monday-Friday from 7:00 AM-7:00 PM Central. The USPS Returns web page can also be referenced: <https://www.usps.com/business/return-services.htm>

**Note:** All Label APIs handle a pipe special character ("|") as a space. Integrators are recommended to not include a pipe special character ("|") in the API request. If a pipe is provided in the API request, Web Tools will treat as a space where applicable in the API XML response, label image, Shipping Partner Event File, and Shipping Services File.

**Note:** All Label APIs can accept a trademark symbol ("™") in the XML request but any response from the API will strip the symbol from the text (e.g., Firm Name) and will not display the symbol on the printed labels.

## 2.0 USPS Returns Label API

### 2.1 Overview

The Web Tools USPS Returns Label API enables customers to receive USPS Return labels which are processed using the new automated return process via Package Platform. USPS Return account holders will pay postage and fees through an Enterprise Payment System (EPS) account so that items can be returned by their customers (at no charge to their customers) using merchant provided USPS Return labels. The API allows integrators to request USPS Return labels for items that can be mailed using Priority Mail Return, Ground Return, and Priority Mail Express Return. For additional USPS Return details, reference: <https://www.federalregister.gov/documents/2020/02/25/2020-03170/usps-returns-service>.

Initial onboarding will include:

Part I: Technical Integration Specialist (TIS)

- Package Platform enrollment
- USPS Returns enrollment
- EPS account enrollment for electronic funds transfer for payment of USPS Return postage.
- USPS Web Tools API registration resulting in generation of Web Tools user ID and access configuration
- Mailer ID (MID) enrollment
- Customer Registration ID (CRID) enrollment
- Configuration of Destination Delivery Address (where applicable)

Customer Types:

The USPS Returns Label API will support the following configuration options determined during initial customer onboarding:

- **Non-manifesting (SSF) Option:** Supports creation of return labels to a single delivery destination address configured per Web Tools UserID. Unique ZIP4 for returns supported. Note: The ability to generate return labels to multiple delivery destinations requires separate Web Tools UserIDs for each destination address.
- **Manifesting (SSF) Option (not eFulfillment):** Supports creation of return labels to a configured delivery destination address with options for Insurance extra services. Unique ZIP4 for returns supported. A Shipping Services File will be submitted by Web Tools for return labels on behalf of the integrator.
- **Manifesting (SSF) eFulfillment for Returns Option:** Supports creation of return labels for eFulfillment returns customers to a delivery destination address collected in the API request with options for Insurance extra services. A Shipping Services File will be submitted by Web Tools for return labels on behalf of the integrator. **Note:** The USPSReturnsLabel API will AMS-validate the destination addresses provided by eFulfillment customers or an error will return. Unique ZIP4s are not applicable to these customers.

USPS Returns Label API Feature	Non-manifesting Option	Manifesting Option (not eFulfillment)	Manifesting Option (eFulfillment)
<i>USPS Returns:</i>	-	-	-
• PRIORITY MAIL RETURN	Available	Available	Available
• PRIORITY MAIL EXPRESS RETURN	Available	Available	Available
• GROUND ADVANTAGE RETURN	Available	Available	Available
<i>Extra Services:</i>	-	-	-
• Insurance	N/A	Available	Available
• HAZMAT Extra Services	Available	Available	Available
Ability to use multiple delivery destination addresses per Web Tools UserID. (Address collected in XML request and submitted in fSSF)	N/A	N/A	Available

USPS Returns Label API Feature	Non-manifesting Option	Manifesting Option (not eFulfillment)	Manifesting Option (eFulfillment)
Ability to specify Customer Reference Number(s) on label	Available	Available	Available
Ability to specify attention line on label for Delivery Destination Address	Available	Available	Available
Support Puerto Rican Origin Addresses	Available	Available	Available
Support Priority Mail Cubic Return Pricing	TBD	TBD	TBD
<i>Label Sizes/types:</i>	-	-	-
Default (6x4 label and receipt printed on same 8.5x11 page) Enumeration: "6X4 PAGE"	Available	Available	Available
<ul style="list-style-type: none"> <li>ZPL (203 and 300 dpi) Enumerations: "4X6ZPL203DPI" and "4X6ZPL300DPI"</li> </ul>	Available	Available	Available
<ul style="list-style-type: none"> <li>True 4x6 portrait Enumeration: "4X6"</li> </ul>	Available	Available	Available
<ul style="list-style-type: none"> <li>True 6x4 landscape Enumeration: "6X4"</li> </ul>	Available	Available	Available
<ul style="list-style-type: none"> <li>True 4x4 (restricted)</li> </ul>	TBD	TBD	TBD
USPS Tracking Email	Available	Available	Available
USPS Tracking Email with PDF return label attachment	Available	Available	Available
Support unique Returns ZIP4	Available	Available	N/A
Generate Shipping Services File	N/A	Available	Available
Label volume reporting	Available	Available	Available
2D IMpb Barcode	Available	Available	Available
Optional Fees and Attributes (i.e., dim wt.) Breakdown	Available	Available	Available

## 2.1.1 API Signature

Scheme	Host	Path	API	XML
https://	secure.shippingapis.com	/ShippingAPI.dll?	API=USPSReturnsLabel	&XML= (see below)
https://	secure.shippingapis.com	/ShippingAPI.dll?	API=USPSReturnsLabelCertify	&XML= (see below)

**Note:** The “USPSReturnsLabelCertify” API is for testing purposes and will not generate usable labels and barcodes.

## 2.2 Request Descriptions

Tag Name	Occurs	Description	Type	Validation
USPSReturnsLabelRequest	Required	Used with API=USPSReturnsLabel	(Alias)	
USPSReturnsLabelRequest / USERID	Required	This attribute specifies your Web Tools user ID. See the <a href="#">Developer's Guide</a> for information on obtaining your USERID.  For Example: USERID="XXXXXXX"	NMTOKEN	
USPSReturnsLabelRequest / PASSWORD	Required	This attribute specifies your Web Tools password. See the <a href="#">Developer's Guide</a> for information on your Password.  For Example: PASSWORD="XXXXXXX"	NMTOKEN	
USPSReturnsLabelRequest / Option	Optional	For future use.	String	
USPSReturnsLabelRequest / Revision	Optional	Used to indicate API version. Use a value of “2” to return a shortened Impb barcode in the <TrackingNumber> tag.  For example: <Revision>2</Revision>	String	minLength=0 pattern=\d{1} pattern=
USPSReturnsLabelRequest / ImageParameters	Required	Group containing all request parameters pertaining to the Label Image generation.	(Group)	
USPSReturnsLabelRequest / ImageParameters / ImageType	Required	Label Image Type. See <a href="#">Appendix A</a> for Image parameter options.  For example: <ImageType>PDF</ImageType>	String	Enumeration= • PDF • TIF • NONE • ZPL

Tag Name	Occurs	Description	Type	Validation
USPSReturnsLabelRequest / ImageParameters/ ImageParameter	Optional	Returns alternate label image. See <a href="#">Appendix A</a> for Image parameter options.  For example: <ImageParameter>4X6</ImageParameter>	String	Default=6X4PAGE Enumerations= <ul style="list-style-type: none"> <li>• 4X6</li> <li>• 6X4</li> <li>• 6X4PAGE</li> <li>• 4X6ZPL203DPI</li> <li>• 4X6ZPL300DPI</li> <li>• SEPARATEREC</li> <li>• EIPTPAGE</li> </ul>
USPSReturnsLabelRequest / CustomerFirstName	Conditionally required (only if CustomerFirm not provided)	First Name of customer returning package. Printed on label and receipt.  Either <CustomerFirstName> and <CustomerLastName> OR <CustomerFirm> required. Minimum of 1 character required.  <b>Note:</b> <CustomerFirstName> and <CustomerLastName> values have a combined 32-character limit when printed on label. Combined values exceeding 32 characters will be truncated due to space limitations on the label. API request eligible to accept up to 50 characters.	String	minLength=1 maxLength=50
USPSReturnsLabelRequest / CustomerLastName	Conditionally required (only if CustomerFirm not provided)	Last Name of customer returning package. Printed on label and receipt.  Either <CustomerFirstName> and <CustomerLastName> OR <CustomerFirm> required. Minimum of 1 character required.  <b>Note:</b> <CustomerFirstName> and <CustomerLastName> values have a combined 32-character limit when printed on label. Combined values exceeding 32 characters will be truncated due to space limitations on the label. API request eligible to accept up to 50 characters.	String	minLength=1 maxLength=50

Tag Name	Occurs	Description	Type	Validation
USPSReturnsLabelRequest / CustomerFirm	Conditionally required (only if Customer First/Last Name not provided)	Firm Name of customer returning package. Printed on label and receipt. Either <CustomerFirstName> and <CustomerLastName> OR <CustomerFirm> required. Minimum of 1 character required.  <b>Note:</b> <CustomerFirm> has a 32-character limit when printed on label. Values exceeding 32 characters will be truncated due to space limitations on the label. API request eligible to accept up to 50 characters.	String	minLength=1 maxLength=50
USPSReturnsLabelRequest / CustomerAddress1	Conditionally required (if address needs secondary info)	Secondary address unit designator and number (such as an apartment or suite number). For example: "APT 202" or "STE 100" etc.  <b>Note:</b> This tag must be included in the request, even if the value is null, to return a successful response. For addresses that do not require secondary information, integrators should include "<CustomerAddress1/>" in the request.	String	minLength=0 maxLength=50
USPSReturnsLabelRequest / CustomerAddress2	Required	Address of customer returning the package. (Primary Street address). For example: <CustomerAddress2>123 Main St.</CustomerAddress2>	String	minLength=1 maxLength=50
USPSReturnsLabelRequest / CustomerUrbanization	Conditionally required (if address is in Puerto Rico)	Urbanization of customer returning the package.	String	minLength=0 maxLength=50
USPSReturnsLabelRequest / CustomerCity	Required	City of customer returning the package.	String	minLength=1 maxLength=28
USPSReturnsLabelRequest / CustomerState	Required	State of customer returning the package. Value should be passed as two-letter state abbreviation. For example: <CustomerState>DC</CustomerState>	String	pattern=\w{2} pattern= minLength=2 maxLength=2
USPSReturnsLabelRequest / CustomerZip5	Required	ZIP Code of customer returning the package.	String	pattern=\d{5}



Tag Name	Occurs	Description	Type	Validation
USPSReturnsLabelRequest / CustomerZip4	Optional	ZIP+4 Code of customer returning the package.	String	pattern=\d{4} pattern=
USPSReturnsLabelRequest / POZipCode	Conditionally required (if mail entry ZIP Code different than CustomerZip5 )	ZIP Code of Post Office or collection box where item is mailed. May be different than CustomerZip5. This tag will take precedence over CustomerZip5 when provided. Will be used to populate the SSFv2.0 H1 pos. 7 Entry Facility ZIP Code field. For example: <POZipCode>20770</POZipCode>	String	pattern=\d{5}
USPSReturnsLabelRequest / AllowNonCleansedOriginAddr	Optional	Allows Non-Validated Origin Street Address. Enter “true” to bypass street address validation failures/errors or “false” if only validated addresses should be allowed.  <b>Note:</b> Integrators are recommended to always use “false” to ensure no delivery issues. In the event USPS cannot validate the street address, this tag will “bypass” address validation error when “true” is indicated to allow label creation which could impact delivery. The <AllowNonCleansedOriginAddr> excludes City, State, and ZIP Code which must be valid for a successful response. Reference <a href="https://pe.usps.com/text/pub28/28c2_001.htm">https://pe.usps.com/text/pub28/28c2_001.htm</a> .	Boolean	Default=false Enumerations= <ul style="list-style-type: none"><li>• true</li><li>• false</li></ul>
USPSReturnsLabelRequest / RetailerATTN	Optional (May be specified when <ReturnsPostageType>=5)	Attention line for Retailer Address.  If supplied, this optional value will override the value stored in the Retailers WebTools Profile.  <b>Note:</b> <RetailerATTN> has a 32-character limit when printed on label. Values exceeding 32 characters will be truncated due to space limitations on the label. API request eligible to accept up to 50 characters.	String	minLength=0 maxLength=50

Tag Name	Occurs	Description	Type	Validation
USPSReturnsLabelRequest / RetailerFirm	Conditionally required (When <ReturnsPostageType>=5)	<p>Firm Name of Retailer Address for return package. Printed on label and receipt.</p> <p>&lt;RetailerFirm&gt; is required for eFulfillment customers using &lt;ReturnsPostageType&gt;=5. Minimum of 1 character required.</p> <p><b>Note:</b> &lt;CustomerFirm&gt; has a 32-character limit when printed on label. Values exceeding 32 characters will be truncated due to space limitations on the label. API request eligible to accept up to 50 characters.</p>	String	minLength=0 maxLength=50
USPSReturnsLabelRequest / RetailerAddress1	Optional (May be specified when <ReturnsPostageType>=5)	<p>Secondary address unit designator and number (such as an apartment or suite number). For example: "APT 202" or "STE 100" etc.</p> <p><b>Note:</b> &lt;RetailerAddress1&gt; may be specified by eFulfillment customers using &lt;ReturnsPostageType&gt;=5. The value supplied will override the value stored in the Retailers WebTools Profile. eFulfillment customers supplying an empty tag or not supplying this tag will also override the value stored in the Retailers WebTools Profile resulting in no RetailerAddress1 line being displayed.</p>	String	minLength=0 maxLength=50
USPSReturnsLabelRequest / RetailerAddress2	Conditionally required (When <ReturnsPostageType>=5)	<p>Address of Retailer where the package will be returned. (Primary Street address). For example: &lt;RetailerAddress2&gt;123 Main St.&lt;/ RetailerAddress2&gt;</p> <p><b>Note:</b> &lt;RetailerAddress2&gt; is required for eFulfillment customers using &lt;ReturnsPostageType&gt;=5. Minimum of 1 character required.</p>	String	minLength=1 maxLength=50
USPSReturnsLabelRequest / RetailerCity	Conditionally required (When <ReturnsPostageType>=5)	<p>City of Retailer where the package will be returned.</p> <p><b>Note:</b> &lt;RetailerCity&gt; is required for eFulfillment customers using &lt;ReturnsPostageType&gt;=5.</p>	String	minLength=1 maxLength=28

Tag Name	Occurs	Description	Type	Validation
USPSReturnsLabelRequest / RetailerState	Conditionally required (When <ReturnsPostageType>=5)	State of Retailer where the package will be returned. Value should be passed as two-letter state abbreviation. For example: <RetailerState >DC</ RetailerState >  <b>Note:</b> <RetailerState> is required for eFulfillment customers using <ReturnsPostageType>=5.	String	pattern=\w{2} pattern= minLength=2 maxLength=2
USPSReturnsLabelRequest / RetailerZip5	Conditionally required (When <ReturnsPostageType>=5)	ZIP Code of Retailer where the package will be returned.  <b>Note:</b> <RetailerZip5> is required for eFulfillment customers using <ReturnsPostageType>=5.	String	pattern=\d{5}
USPSReturnsLabelRequest / RetailerZip4	Conditionally required (When <ReturnsPostageType>=5)	ZIP+4 Code of Retailer where the package will be returned.  <b>Note:</b> <RetailerZip4> is required for eFulfillment customers using <ReturnsPostageType>=5.	String	pattern=\d{4} pattern=
USPSReturnsLabelRequest / RetailerEmail	Conditionally required (When <ReturnsPostageType>=5)	Email for Retailer of the return package.  <b>Note:</b> Either <RetailerEmail> OR <RetailerPhone> is required for eFulfillment customers using <ReturnsPostageType>=5.	String	pattern=(\w\-\.\.+)@\((\w\-\.\.+)([a-zA-Z]{2,4}) pattern=
USPSReturnsLabelRequest / RetailerPhone	Conditionally required (When <ReturnsPostageType>=5)	Phone number for Retailer of the return package.  <b>Note:</b> Either <RetailerEmail> OR <RetailerPhone> is required for eFulfillment customers using <ReturnsPostageType>=5.	String	pattern= \s* [0-9]{10}?)
USPSReturnsLabelRequest / WeightInOunces	Optional	Package weight used to calculate postage. Items must weigh 70 pounds (1120 ounces) or less.  For example: <WeightInOunces>80</ WeightInOunces>  <b>Note:</b> If weight not supplied, 4oz used.	Integer	Default=4 minInclusive=0 maxInclusive=1120

Tag Name	Occurs	Description	Type	Validation
USPSReturnsLabelRequest / ServiceType	Required	Enter one of the valid Mail Service entries: "PRIORITY" for Priority Mail Return. "EXPRESS" for Priority Mail Express Return. "GROUND" for Ground Advantage Return.	String	Enumeration= <ul style="list-style-type: none"> <li>• PRIORITY</li> <li>• EXPRESS</li> <li>• GROUND</li> </ul>
USPSReturnsLabelRequest / ReturnsPostageType	Conditionally required (Required for eFulfillment users)	The Postage Type for the Return label.  <b>Note:</b> Required for USPSReturnsLabel callers registered as eFulfillment users. Non-eFulfillment users may omit this tag or supply it with an empty value.	String	Enumeration= <ul style="list-style-type: none"> <li>• 5</li> </ul>
USPSReturnsLabelRequest / Width	Optional	Value must be numeric. Units are inches. For example: <Width>5.5</ Width>  <b>Note:</b> If partial dimensions are provided, an error response will return. Length, Width, Height are required for accurate pricing of a rectangular package when any dimension of the item exceeds 12 inches. In addition, Girth is required only for a non-rectangular package in addition to Length, Width, Height when any dimension of the package exceeds 12 inches. For rectangular packages, the Girth dimension must be left blank as this dimension is to only be used for non-rectangular packages. For details on dimensional weight pricing, please reference the Domestic Mail Manual Section 123.1.4 for Retail Mail and Section 223.1.6 for Commercial Mail. <a href="https://pe.usps.com/text/dmm300/index.htm">https://pe.usps.com/text/dmm300/index.htm</a>	Decimal	minExclusive=0.0 totalDigits=10

Tag Name	Occurs	Description	Type	Validation
USPSReturnsLabelRequest / Length	Optional	<p>Value must be numeric. Units are inches. Length should be longest dimension when compared to Width and Height values supplied.</p> <p>For example: &lt;Length&gt;11&lt;/Length&gt;</p> <p><b>Note:</b> If partial dimensions are provided, an error response will return. Length, Width, Height are required for accurate pricing of a rectangular package when any dimension of the item exceeds 12 inches. In addition, Girth is required only for a non-rectangular package in addition to Length, Width, Height when any dimension of the package exceeds 12 inches. For rectangular packages, the Girth dimension must be left blank as this dimension is to only be used for non-rectangular packages. For details on dimensional weight pricing, please reference the Domestic Mail Manual Section 123.1.4 for Retail Mail and Section 223.1.6 for Commercial Mail.  <a href="https://pe.usps.com/text/dmm300/index.htm">https://pe.usps.com/text/dmm300/index.htm</a></p>	Decimal	minExclusive=0.0 totalDigits=10
USPSReturnsLabelRequest / Height	Optional	<p>Value must be numeric. Units are inches. For example: &lt;Height&gt;7&lt;/Height&gt;</p> <p><b>Note:</b> If partial dimensions are provided, an error response will return. Length, Width, Height are required for accurate pricing of a rectangular package when any dimension of the item exceeds 12 inches. In addition, Girth is required only for a non-rectangular package in addition to Length, Width, Height when any dimension of the package exceeds 12 inches. For rectangular packages, the Girth dimension must be left blank as this dimension is to only be used for non-rectangular packages. For details on dimensional weight pricing, please reference the Domestic Mail Manual Section 123.1.4 for Retail Mail and Section 223.1.6 for Commercial Mail.  <a href="https://pe.usps.com/text/dmm300/index.htm">https://pe.usps.com/text/dmm300/index.htm</a></p>	Decimal	minExclusive=0.0 totalDigits=10

Tag Name	Occurs	Description	Type	Validation
USPSReturnsLabelRequest / Girth	Conditionally required (if package is non-rectangular)	<p><b>Note:</b> Girth is required only for a non-rectangular package. For rectangular packages, girth must be left blank.</p> <p>Value must be numeric. Units are inches. Girth is distance around the thickest part of package (perpendicular to the length). For details on dimensional weight pricing, please reference the Domestic Mail Manual Section 123.1.4 for Retail Mail and Section 223.1.6 for Commercial Mail  <a href="https://pe.usps.com/text/dmm300/index.htm">https://pe.usps.com/text/dmm300/index.htm</a>.</p> <p>For example: &lt;Girth&gt;25&lt;/Girth&gt;</p> <p><b>Note:</b> If partial dimensions are provided, an error response will return. (i.e. Length, Width, and Height must all be supplied with Girth).</p>	Decimal	minExclusive=0.0 totalDigits=10
USPSReturnsLabelRequest / Machinable	Optional	<p>Machinable parcels are defined as parcels less than or equal to 15"x18"x22" inches and less than or equal 25 pounds. Any parcel that exceeds either threshold (dimensions or weight) will be considered nonmachinable.</p> <p>Note: The API will validate provided dimensions and/or weight to determine machinability. In this case the &lt;Machinable&gt; tag will be ignored. If these are not provided, then the &lt;Machinable&gt; tag will be used to designate if shipment is Machinable (true) or Nonmachinable (false).</p> <p>For example:                      &lt;Machinable&gt;true&lt;/Machinable&gt;</p>	Boolean	Default=true Enumerations= <ul style="list-style-type: none"> <li>• true</li> <li>• false</li> </ul>
USPSReturnsLabelRequest / VendorCode	Optional		String	minLength=0 maxLength=4
USPSReturnsLabelRequest / VendorProductVersionNumber	Optional		String	minLength=0 maxLength=8

Tag Name	Occurs	Description	Type	Validation
USPSReturnsLabelRequest / MailOwnerMID	Optional		String	minLength =0 maxLength =9 pattern =\d{9} pattern =\d{6} pattern =\d{0}
USPSReturnsLabelRequest / CustomerRefNo	Optional	Used to collect RMA number.  The <CustomerRefNo> value will be used to populate the SSFv2.0 D1 pos. 21 Customer Reference Number field.	String	minLength=0 maxLength=30
USPSReturnsLabelRequest / PrintCustomerRefNo	Optional	Used to print <CustomerRefNo> value on the label. The <PrintCustomerRefNo> must be set to “true” in order to display <CustomerRefNo> on the label.	Boolean	Default=false Enumerations= <ul style="list-style-type: none"> <li>• true</li> <li>• false</li> </ul>
USPSReturnsLabelRequest / CustomerRefNo2	Conditionally required (When <ReturnsPostageType>=5)	Used to collect merchant ID.  <b>Note:</b> <CustomerRefNo2> is required for eFulfillment customers using <ReturnsPostageType>=5.	String	minLength=0 maxLength=30
USPSReturnsLabelRequest / PrintCustomerRefNo2	Optional	Used to print <CustomerRefNo2> data on the label. The <PrintCustomerRefNo2> must be set to “true” in order to display <CustomerRefNo2> value on the label.	Boolean	Default=false Enumerations= <ul style="list-style-type: none"> <li>• true</li> <li>• false</li> </ul>
USPSReturnsLabelRequest / SenderName	Optional	Used for the USPS Tracking email. Indicates the name of the person or company sending the USPS tracking email notification.  <b>Note:</b> No email is returned when generating a Sample (i.e., API=USPSReturnsLabelCertify) request.	String	minLength=0 maxLength=50

Tag Name	Occurs	Description	Type	Validation
USPSReturnsLabelRequest / SenderEmail	Optional	Used for the USPS Tracking email. Indicates the email address of sender used for USPS tracking email notification. Valid email addresses must be used.  <b>Note:</b> <RecipientEmail> must be populated to generate USPS tracking email notification. If <SenderEmail> provided without <RecipientEmail>, USPS tracking email notification will not be generated.  <b>Note:</b> No email is returned when generating a Sample (i.e., API=USPSReturnsLabelCertify) request.	String	pattern=( <code>[\\w\\-\\.]+</code> )@( <code>[\\w\\-\\.]+</code> )[a-zA-Z]{2,4} pattern=
USPSReturnsLabelRequest / RecipientName	Optional	Used for the USPS Tracking email. Indicates the name of the person or company receiving the USPS tracking email notification. If recipient name not provided, email will be addressed to <RecipientEmail> value provided.  <b>Note:</b> No email is returned when generating a Sample (i.e., API=USPSReturnsLabelCertify) request.	String	minLength=0 maxLength=50
USPSReturnsLabelRequest / RecipientEmail	Optional	Required to generate the USPS Tracking email. Indicates email address of recipient receiving the USPS tracking email notification. Valid email addresses must be used.  <b>Note:</b> No email is returned when generating a Sample (i.e., API=USPSReturnsLabelCertify) request.	String	pattern=( <code>[\\w\\-\\.]+</code> )@( <code>[\\w\\-\\.]+</code> )[a-zA-Z]{2,4} pattern=
USPSReturnsLabelRequest / TrackingEmailPDF	Optional	Used to indicate if a PDF return label will be attached (true) or not (false) to the USPS Tracking email.	Boolean	Default=false Enumerations= <ul style="list-style-type: none"> <li>• true</li> <li>• false</li> </ul>
USPSReturnsLabelRequest / ExtraServices	Optional	Groups extra services elements	(Group)	



<p>USPSReturnsLabelRequest / ExtraServices/ ExtraService</p>	<p>Optional, repeating up to unbounded times</p>	<p>Use to specify extra services. If no Extra Service is specified, USPS Tracking will be the default, base service.</p> <p>Currently available services are:</p> <table border="1" data-bbox="610 384 1089 1854"> <thead> <tr> <th>Service Name</th> <th>Service ID</th> </tr> </thead> <tbody> <tr> <td>Insurance</td> <td>100</td> </tr> <tr> <td>Insurance (Express)</td> <td>101</td> </tr> <tr> <td>Insurance (Priority)</td> <td>125</td> </tr> <tr> <th>HAZMAT Services</th> <th>Service ID</th> </tr> <tr> <td>Air Eligible Ethanol Package</td> <td>810</td> </tr> <tr> <td>Class 1 – Toy Propellant/Safety Fuse Package</td> <td>811</td> </tr> <tr> <td>Class 3 – Flammable Liquid Package</td> <td>812</td> </tr> <tr> <td>Class 7 – Radioactive Materials Package</td> <td>813</td> </tr> <tr> <td>Class 8 – Corrosive Materials Package</td> <td>814</td> </tr> <tr> <td>Class 8 – Nonspillable Wet Battery Package</td> <td>815</td> </tr> <tr> <td>Class 9 – Lithium Battery Marked – Ground Only Package</td> <td>816</td> </tr> <tr> <td>Class 9 – Lithium Battery – Return package</td> <td>817</td> </tr> <tr> <td>Class 9 – Lithium batteries, marked package</td> <td>818</td> </tr> <tr> <td>Class 9 – Dry Ice Package</td> <td>819</td> </tr> <tr> <td>Class 9 – Lithium batteries, unmarked package</td> <td>820</td> </tr> <tr> <td>Class 9 – Magnetized Materials Package</td> <td>821</td> </tr> <tr> <td>Division 4.1 – Flammable Solids or Safety Matches Package</td> <td>822</td> </tr> </tbody> </table>	Service Name	Service ID	Insurance	100	Insurance (Express)	101	Insurance (Priority)	125	HAZMAT Services	Service ID	Air Eligible Ethanol Package	810	Class 1 – Toy Propellant/Safety Fuse Package	811	Class 3 – Flammable Liquid Package	812	Class 7 – Radioactive Materials Package	813	Class 8 – Corrosive Materials Package	814	Class 8 – Nonspillable Wet Battery Package	815	Class 9 – Lithium Battery Marked – Ground Only Package	816	Class 9 – Lithium Battery – Return package	817	Class 9 – Lithium batteries, marked package	818	Class 9 – Dry Ice Package	819	Class 9 – Lithium batteries, unmarked package	820	Class 9 – Magnetized Materials Package	821	Division 4.1 – Flammable Solids or Safety Matches Package	822	<p>String</p>	<p>whiteSpace=collapse          Enumeration=          • 100          • 101          • 125          HAZMAT Services:          • 810          • 811          • 812          • 813          • 814          • 815          • 816          • 817          • 818          • 819          • 820          • 821          • 822          • 823          • 824          • 825          • 826          • 827          • 828          • 829          • 830          • 831          • 832</p>
Service Name	Service ID																																							
Insurance	100																																							
Insurance (Express)	101																																							
Insurance (Priority)	125																																							
HAZMAT Services	Service ID																																							
Air Eligible Ethanol Package	810																																							
Class 1 – Toy Propellant/Safety Fuse Package	811																																							
Class 3 – Flammable Liquid Package	812																																							
Class 7 – Radioactive Materials Package	813																																							
Class 8 – Corrosive Materials Package	814																																							
Class 8 – Nonspillable Wet Battery Package	815																																							
Class 9 – Lithium Battery Marked – Ground Only Package	816																																							
Class 9 – Lithium Battery – Return package	817																																							
Class 9 – Lithium batteries, marked package	818																																							
Class 9 – Dry Ice Package	819																																							
Class 9 – Lithium batteries, unmarked package	820																																							
Class 9 – Magnetized Materials Package	821																																							
Division 4.1 – Flammable Solids or Safety Matches Package	822																																							

Tag Name	Occurs	Description	Type	Validation																				
		<table border="1"> <tr> <td data-bbox="605 262 932 338">Division 5.1 – Oxidizers Package</td> <td data-bbox="937 262 1097 338">823</td> </tr> <tr> <td data-bbox="605 344 932 420">Division 5.2 – Organic Peroxides Package</td> <td data-bbox="937 344 1097 420">824</td> </tr> <tr> <td data-bbox="605 426 932 501">Division 6.1 – Toxic Materials Package</td> <td data-bbox="937 426 1097 501">825</td> </tr> <tr> <td data-bbox="605 508 932 583">Division 6.2 – Infectious Substances Package</td> <td data-bbox="937 508 1097 583">826</td> </tr> <tr> <td data-bbox="605 590 932 665">Excepted Quantity Provision Package</td> <td data-bbox="937 590 1097 665">827</td> </tr> <tr> <td data-bbox="605 672 932 747">Ground Only Hazardous Materials</td> <td data-bbox="937 672 1097 747">828</td> </tr> <tr> <td data-bbox="605 753 932 829">ID8000 Consumer Commodity Package</td> <td data-bbox="937 753 1097 829">829</td> </tr> <tr> <td data-bbox="605 835 932 911">Lighters Package</td> <td data-bbox="937 835 1097 911">830</td> </tr> <tr> <td data-bbox="605 917 932 993">LTD QTY Ground Package</td> <td data-bbox="937 917 1097 993">831</td> </tr> <tr> <td data-bbox="605 999 932 1075">Small Quantity Provision Package</td> <td data-bbox="937 999 1097 1075">832</td> </tr> </table> <p data-bbox="599 1073 1114 1312"><b>Note:</b> When &lt;ExtraService&gt;="125" and &lt;InsuredAmount&gt; is less than or equal to \$100, the insurance price returned will be zero ("0.00") to reflect baked-in insurance. If &lt;InsuredAmount&gt; is greater than \$100, the insurance price returned will reflect an extra cost since baked-in insurance was exceeded.</p>	Division 5.1 – Oxidizers Package	823	Division 5.2 – Organic Peroxides Package	824	Division 6.1 – Toxic Materials Package	825	Division 6.2 – Infectious Substances Package	826	Excepted Quantity Provision Package	827	Ground Only Hazardous Materials	828	ID8000 Consumer Commodity Package	829	Lighters Package	830	LTD QTY Ground Package	831	Small Quantity Provision Package	832		
Division 5.1 – Oxidizers Package	823																							
Division 5.2 – Organic Peroxides Package	824																							
Division 6.1 – Toxic Materials Package	825																							
Division 6.2 – Infectious Substances Package	826																							
Excepted Quantity Provision Package	827																							
Ground Only Hazardous Materials	828																							
ID8000 Consumer Commodity Package	829																							
Lighters Package	830																							
LTD QTY Ground Package	831																							
Small Quantity Provision Package	832																							
USPSReturnsLabelRequest / InsuredAmount	Conditionally required (When insurance extra service is also indicated)	<p data-bbox="599 1346 1114 1402">Use this tag for entering an insurance amount, if applicable.</p> <p data-bbox="599 1423 1114 1480">For example: &lt;InsuredAmount&gt;100.00&lt;/InsuredAmount&gt;</p> <p data-bbox="599 1577 1114 1661"><b>Note:</b> The maximum insurance available may vary by the Return Mail Service type requested.</p>	Decimal	minInclusive=0.0 maxInclusive=500.00																				

Tag Name	Occurs	Description	Type	Validation
USPSReturnsLabelRequest / WaiverOfSignature	Optional	No Signature Required for Delivery. Enter "true" if you do not want a signature for receipt of the package or "false" if you do.  For example: <WaiverOfSignature>true</WaiverOfSignature>	Boolean	Default=false Enumerations= <ul style="list-style-type: none"> <li>• true</li> <li>• false</li> </ul>
USPSReturnsLabelRequest /ReturnFees	Optional	This tag must be set to "true" for <Fees> to be returned. This tag is used so customers can see what fees apply to their postage.	Boolean	Default=false Enumerations= <ul style="list-style-type: none"> <li>• true</li> <li>• false</li> </ul>
USPSReturnsLabelRequest / OriginalTrackingNumber	Optional	Collects the original tracking number (i.e., IMpb) over labeled on the package. Value must be numeric and correspond to defined IMpb barcode lengths per USPS <a href="#">Pub 199</a> .	String	
USPSReturnsLabelRequest / OriginalTrackingNumberConstruct	Optional	Barcode construct code for <OriginalTrackingNumber>. Value must be valid 3-character IMpb barcode construct defined in USPS <a href="#">Pub 199</a> Appendix J Table 1.  For Example: <OriginalTrackingNumberConstruct>C01</OriginalTrackingNumberConstruct>	String	
USPSReturnsLabelRequest	Required	Used with API=USPSReturnsLabel	(Alias)	

### 2.2.1 Sample Request

**Non-manifesting (SSF) XML Request:**

```
<USPSReturnsLabelRequest USERID="XXXXXXXXX" PASSWORD="XXXXXXXXX">
<Option/>
<Revision></Revision>
<ImageParameters>
<ImageType>PDF</ImageType>
</ImageParameters>
<CustomerFirstName>Cust First Name</CustomerFirstName>
<CustomerLastName>Cust Last Name</CustomerLastName>
<CustomerFirm>Customer Firm</CustomerFirm>
<CustomerAddress1/>
<CustomerAddress2>PO Box 100</CustomerAddress2>
```

```
<CustomerUrbanization/>
<CustomerCity>Washington</CustomerCity>
<CustomerState>DC</CustomerState>
<CustomerZip5>20260</CustomerZip5>
<CustomerZip4>1122</CustomerZip4>
<POZipCode>20260</POZipCode>
<AllowNonCleansedOriginAddr>>false</AllowNonCleansedOriginAddr>
<RetailerATTN>ATTN: Retailer Returns Department</RetailerATTN>
<RetailerFirm>Retailer Firm</RetailerFirm>
<WeightInOunces>80</WeightInOunces>
<ServiceType>PRIORITY</ServiceType>
<Width>4</Width>
<Length>10</Length>
<Height>7</Height>
<Girth>2</Girth>
<Machinable>>true</Machinable>
<CustomerRefNo>RMA%23: EE66GG87</CustomerRefNo>
<PrintCustomerRefNo>>true</PrintCustomerRefNo>
<CustomerRefNo2> EF789UJK </CustomerRefNo2>
<PrintCustomerRefNo2>>true</PrintCustomerRefNo2>
<SenderName>Sender Name for Email</SenderName>
<SenderEmail>senderemail@email.com</SenderEmail>
<RecipientName>Recipient of Email</RecipientName>
<RecipientEmail>recipientemail@email.com</RecipientEmail>
<TrackingEmailPDF>>true</TrackingEmailPDF>
<ExtraServices>
<ExtraService></ExtraService>
</ExtraServices>
</USPSReturnsLabelRequest>
```

**Manifesting (SSF) XML Request:**

```
<USPSReturnsLabelRequest USERID="XXXXXXXXXX" PASSWORD="XXXXXXXXXX">
<Option/>
<Revision>2</Revision>
<ImageParameters>
<ImageType>PDF</ImageType>
```

```
<ImageParameter>4X6</ImageParameter>
<ImageParameter>SEPARATERECEIPTPAGE</ImageParameter>
</ImageParameters>
<CustomerFirstName>Cust First Name</CustomerFirstName>
<CustomerLastName>Cust Last Name</CustomerLastName>
<CustomerFirm>Customer Firm</CustomerFirm>
<CustomerAddress1/>
<CustomerAddress2>150 CALLE A</CustomerAddress2>
<CustomerUrbanization>URB REPTO VETERANO</CustomerUrbanization>
<CustomerCity>San Juan</CustomerCity>
<CustomerState>PR</CustomerState>
<CustomerZip5>00926</CustomerZip5>
<CustomerZip4>0221</CustomerZip4>
<POZipCode>20260</POZipCode>
<AllowNonCleansedOriginAddr>>true</AllowNonCleansedOriginAddr>
<RetailerATTN>ATTN: Retailer Returns Department</RetailerATTN>
<RetailerFirm>Retailer Firm</RetailerFirm>
<WeightInOunces>10</WeightInOunces>
<ServiceType>EXPRESS</ServiceType>
<Width>4</Width>
<Length>10</Length>
<Height>7</Height>
<Girth>2</Girth>
<Machinable>>true</Machinable>
<CustomerRefNo>RMA%23: EE66GG87</CustomerRefNo>
<PrintCustomerRefNo>>true</PrintCustomerRefNo>
<CustomerRefNo2> EF789UJK </CustomerRefNo2>
<PrintCustomerRefNo2>>true</PrintCustomerRefNo2>
<SenderName>Sender Name for Email</SenderName>
<SenderEmail>senderemail@email.com</SenderEmail>
<RecipientName>Recipient of Email</RecipientName>
<RecipientEmail>recipientemail@email.com</RecipientEmail>
<TrackingEmailPDF>>true</TrackingEmailPDF>
<ExtraServices>
<ExtraService>101</ExtraService>
</ExtraServices>
```

```
<InsuredAmount>100</InsuredAmount>  
<WaiverOfSignature>true</WaiverOfSignature>  
</USPSReturnsLabelRequest>
```

**Manifesting (SSF) eFulfillment for Return XML Request:**

```
<USPSReturnsLabelRequest USERID="XXXXXXXXXX" PASSWORD="XXXXXXXXXX">  
<Option/>  
<Revision>2</Revision>  
<ImageParameters>  
<ImageType>PDF</ImageType>  
<ImageParameter>6X4PAGE</ImageParameter>  
</ImageParameters>  
<CustomerFirstName>Cust First Name</CustomerFirstName>  
<CustomerLastName>Cust Last Name</CustomerLastName>  
<CustomerFirm>Customer Firm</CustomerFirm>  
<CustomerAddress1>232</CustomerAddress1>  
<CustomerAddress2>PO Box 100</CustomerAddress2>  
<CustomerUrbanization/>  
<CustomerCity>Washington</CustomerCity>  
<CustomerState>DC</CustomerState>  
<CustomerZip5>20260</CustomerZip5>  
<CustomerZip4>1236</CustomerZip4>  
<POZipCode>20260</POZipCode>  
<AllowNonCleansedOriginAddr>true</AllowNonCleansedOriginAddr>  
<RetailerATTN>ATTN: Retailer Returns Department</RetailerATTN>  
<RetailerFirm>Retailer Firm</RetailerFirm>  
<RetailerAddress1>Ste 100</RetailerAddress1>  
<RetailerAddress2>2 Massachusetts Ave NE</RetailerAddress2>  
<RetailerCity>Washington</RetailerCity>  
<RetailerState>DC</RetailerState>  
<RetailerZip5>20212</RetailerZip5>  
<RetailerZip4>1726</RetailerZip4>  
<RetailerEmail>Returns@Retailer.com</RetailerEmail>  
<RetailerPhone>2125551234</RetailerPhone>  
<WeightInOunces>10</WeightInOunces>  
<ServiceType>GROUND</ServiceType>
```

```

<ReturnsPostageType>5</ReturnsPostageType>
<Width>12</Width>
<Length>24</Length>
<Height>16</Height>
<Girth>0</Girth>
<Machinable>true</Machinable>
<VendorCode>1000</VendorCode>
<VendorProductVersionNumber>102</VendorProductVersionNumber>
<MailOwnerMID>817463</MailOwnerMID>
<CustomerRefNo>RMA%23: EE66GG87</CustomerRefNo>
<PrintCustomerRefNo>true</PrintCustomerRefNo>
<CustomerRefNo2>EF789UJK</CustomerRefNo2>
<PrintCustomerRefNo2>true</PrintCustomerRefNo2>
<SenderName>Sender Name for Email</SenderName>
<SenderEmail>senderemail@email.com</SenderEmail>
<RecipientName>Recipient of Email</RecipientName>
<RecipientEmail>recipientemail@email.com</RecipientEmail>
<TrackingEmailPDF>true</TrackingEmailPDF>
<ExtraServices>
<ExtraService>100</ExtraService>
</ExtraServices>
<InsuredAmount>100</InsuredAmount>
<ReturnFees>true</ReturnFees>
</USPSReturnsLabelRequest>
    
```

### 2.3 Response Descriptions

Tag Name	Occurs	Description	Type	Validation
USPSReturnsLabelResponse	Required		(Alias)	
USPSReturnsLabelResponse / BarcodeNumber	Required	Tracking / Confirmation number for the package. This tag returns a long form IMpb that includes routing information: 42020904198592019xxxxxxxxxxxxxxxxxx	String	

Tag Name	Occurs	Description	Type	Validation
USPSReturnsLabelResponse / TrackingNumber	Required	Tracking / Confirmation number for the package. This tag returns a shortened IMpb that begins with the Channel Application ID:  92019xxxxxxxxxxxxxxxxxxx  TrackingNumber is available when <Revision> is greater than or equal to "2"	String	
USPSReturnsLabelResponse / LabelImage	Optional	Binary representation of the label in the form selected (PDF, TIF). Default response will contain a single <LabelImage> tag containing label and receipt on the same page.  <b>Note:</b> Not returned when <ImageType>="NONE" is specified in request.	base64Binary	Default=<LabelImage> contains label and receipt on same page
USPSReturnsLabelResponse / ReceiptImage	Optional	Binary representation of the Receipt in the form selected (PDF, TIF).  <b>Note:</b> Only returned when SEPARATERECEIPTPAGE is specified in the request.	base64Binary	
USPSReturnsLabelResponse / RetailerATTN	Optional	Attention line of Retailer receiving the return package.	String	maxLength=50
USPSReturnsLabelResponse / RetailerFirm	Optional	Firm Name of Retailer receiving the return package. Configured "Delivery Destination Company" used. Future enhancements will also use <RetailerFirm>.  <b>Note:</b> <RetailerFirm> value truncated after 32-characters when printed on label due to space limitations. API response eligible to return up to 50 characters.	String	MaxLength=50
USPSReturnsLabelResponse / RetailerAddress1	Optional	Address of Retailer receiving the return package. Secondary address unit designator and number (such as an apartment or suite number). For example: "APT 202" or "STE 100" etc. Configured "Delivery Destination Address2" used.	String	



Tag Name	Occurs	Description	Type	Validation								
USPSReturnsLabelResponse / RetailerAddress2	Required	Address of Retailer receiving the return package. Configured "Delivery Destination Address" used.	String									
USPSReturnsLabelResponse / RetailerCity	Required	City of Retailer receiving the return package. Configured "Delivery Destination City" used.	String									
USPSReturnsLabelResponse / RetailerState	Required	State of Retailer receiving the return package. Configured "Delivery Destination State" used.	String									
USPSReturnsLabelResponse / RetailerZip5	Required	Zip5 of Retailer receiving the return package. Configured "Delivery Destination Zip Code" used.	String	pattern=\d{5}								
USPSReturnsLabelResponse / RetailerZip4	Required	Zip4 of Retailer receiving the return package. Configured "Delivery Destination Zip Code" used.	String									
USPSReturnsLabelResponse / RDC	Required	<p>Retail Distribution Code printed on label for USPS processing purposes.</p> <p><b>Note:</b> The following MCSetCodes are used by USPSReturnsLabel API to determine RDC:</p> <table border="1"> <thead> <tr> <th>Service</th> <th>MCSetCode</th> </tr> </thead> <tbody> <tr> <td>Ground Return</td> <td>0006</td> </tr> <tr> <td>Priority Mail Return</td> <td>0003</td> </tr> <tr> <td>Priority Mail Express</td> <td>0007</td> </tr> </tbody> </table>	Service	MCSetCode	Ground Return	0006	Priority Mail Return	0003	Priority Mail Express	0007	String	
Service	MCSetCode											
Ground Return	0006											
Priority Mail Return	0003											
Priority Mail Express	0007											
USPSReturnsLabelResponse / Postage	Required	<p>Postage amount for the return package.</p> <p><b>Note:</b> Does not include any extra service fees or surcharges.</p>	String	minLength=0								
USPSReturnsLabelResponse / ExtraServices	Optional	Groups extra service information specified in request.	(Group)									
USPSReturnsLabelResponse / ExtraServices / ExtraService	Optional, repeating up to unbounded times	Groups extra service information specified in request.	(Group)									

Tag Name	Occurs	Description	Type	Validation
USPSReturnsLabelResponse / ExtraServices / ExtraService / ServiceID	Optional	Extra Service ID included in request	String	
USPSReturnsLabelResponse / ExtraServices / ExtraService / ServiceName	Optional	Extra Service name	String	
USPSReturnsLabelResponse / ExtraServices / ExtraService / Price	Optional	Extra Service fee	Decimal	
USPSReturnsLabelResponse / Zone	Required	Postal Zone. USPS defined distance codes assigned to each origin and destination ZIP Code pairing for every ZIP Code number in the nation. These distance codes, referred to as zones, are designated as "1 through 9."	String	
USPSReturnsLabelResponse / DimensionalWeight	Optional	Dimensional Weight of package used to determine postage. Postage based on actual weight (specified in <WeightInOunces>) or the dimensional weight, whichever is greater.  For example, <DimensionalWeight>14.0</DimensionalWeight>  For details on dimensional weight pricing, please reference the Domestic Mail Manual Section 123.1.4 for Retail Mail and Section 223.1.6 for Commercial Mail. <a href="https://pe.usps.com/text/dmm300/index.htm">https://pe.usps.com/text/dmm300/index.htm</a>	String	
USPSReturnsLabelResponse / CarrierRoute	Required	Carrier Route	String	
USPSReturnsLabelResponse / LogMessage	Optional	Messaging for integrators of this API. It may contain additional information about this particular request / response, or general information about the API or Web Tools. In typical implementations, whenever this tag is encountered, the message is written to the console log file for later analysis.	String	

Tag Name	Occurs	Description	Type	Validation
USPSReturnsLabelResponse / Fees	Optional	Returned when "Fees" is True  Dimensional weight pricing will include length and volume fees to account for cost of processing oversized parcels		
USPSReturnsLabelResponse / Fee	Required		String	
USPSReturnsLabelResponse / Fee / FeeType	Required	Indicates what type of Fee is being requested:  <ul style="list-style-type: none"> <li>- Non Standard Length Fee(s)</li> <li>- Non Standard Volume Fee(s)</li> <li>- Live Animal Transportation Fee(s)</li> </ul>	String	
USPSReturnsLabelResponse / Fee / FeeType / FeePrice	Required	Fee price. See <a href="#">Notice 123</a> for fee applicability and pricing.	String	
USPSReturnsLabelResponse / Fees / Fee / FeeType / FeePrice / FeeInformation	Required	Fee Information indicates the fee is <Rate>	String	
USPSReturnsLabelResponse / Fees / Fee / FeeType / FeePrice / FeeInformation / FeeInfo FeeInfoType="PriceType"	Required	Fee Information indicates the fee is <Rate>	String	
USPSReturnsLabelResponse / Attributes	Required	When <ReturnFees> = True, the new Attributes tag will return to show Oversize fees and/or Dimensional Weight fees.  Any future package attributes that impact a price returned will be included in the attributes tag.	String	
USPSReturnsLabelResponse / Attributes / AttributeKey	Required	Attribute Key:  <ul style="list-style-type: none"> <li>• DimensionalWeightR = RetailRate</li> <li>• DimensionalWeightCB = Commercial Rate</li> <li>• DimensionalWeightCP = Commercial Plus Rate</li> <li>• Oversized</li> </ul>	String	
USPSReturnsLabelResponse	Required		(Alias)	

## 2.3.1 Sample Response

### **XML Response:**

```

<USPSReturnsLabelCertifyResponse>
  <BarcodeNumber>420202121726925989XXXXXXXXXXXXXXXXXX</BarcodeNumber>
  <TrackingNumber>925989XXXXXXXXXXXXXXXXXX</TrackingNumber>
  <LabellImage>--- Base 64 Binary stream Suppressed for documentation---</LabellImage>
  <RetailerATTN>ATTN: Retailer Returns Department</RetailerATTN>
  <RetailerFirm>RETAILER FIRM</RetailerFirm>
  <RetailerAddress1>STE 100</RetailerAddress1>
  <RetailerAddress2>2 MASSACHUSETTS AVE NE</RetailerAddress2>
  <RetailerCity>WASHINGTON</RetailerCity>
  <RetailerState>DC</RetailerState>
  <RetailerZip5>20212</RetailerZip5>
  <RetailerZip4>1726</RetailerZip4>
  <RDC>0001</RDC>
  <Postage>43.71</Postage>
  <ExtraServices>
    <ExtraService>
      <ServiceID>100</ServiceID>
      <ServiceName>Insurance</ServiceName>
      <Price>3.40</Price>
    </ExtraService>
  </ExtraServices>
  <Zone>01</Zone>
  <DimensionalWeight>28</DimensionalWeight>
  <CarrierRoute>C000</CarrierRoute>
  <Fees>
    <Fee>
      <FeeType>Nonstandard Length fee > 22 in.</FeeType>
      <FeePrice>4.00</FeePrice>
    </Fee>
    <Fee>
      <FeeType>Nonstandard Volume fee > 2 cu. ft.</FeeType>
      <FeePrice>15.00</FeePrice>
    </Fee>
  </Fees>

```

```
</Fees>  
<Attributes>  
  <Attribute Key="DimensionalWeight">28</Attribute>  
</Attributes>  
</USPSReturnsLabelCertifyResponse>
```

### 3.0 Appendix A – Image Parameter Options

Image Parameter(s)	Description	Receipt	Image Type
6X4 PAGE	1 image returned: Full Page 8.5x11 with 6x4 label and receipt (current default).	Yes, included in single image	PDF, TIF
6X4 PAGE SEPARATERECEIPTPAGE	2 images returned: 1) Full Page 8.5x11 with 6x4 label 2) Receipt on Full Page 8.5x11	Yes, but on separate full page	PDF, TIF
4X6	1 image returned: True 4x6	No	PDF, TIF
4X6 SEPARATERECEIPTPAGE	2 images returned: 1) True 4x6 label 2) Receipt on Full Page 8.5x11	Yes, but on separate full page	
6X4	1 image returned: True 6x4	No	PDF, TIF
6X4 SEPARATERECEIPTPAGE	2 images returned: 1) True 6x4 label True 2) Receipt on Full Page 8.5x11	Yes	PDF, TIF
4X6ZPL203DPI	1 image returned: 4x6 ZPL 203	No	ZPL
4X6ZPL300DPI	1 image returned: 4x6 ZPL 300	No	ZPL


## 4.0 Appendix B – Label Samples


### 4.1 USPS Returns Label Sample – Priority Mail Return

SAMPLE - DO NOT MAIL



Scan for free  
Package Pickup  
or to find  
a Post Office





9201 9902 9502 2999 9962 25

**USPS TRACKING #**



ATTN: RETAILER RETURNS DEPARTMENT  
RETAILER FIRM  
600 H ST NE APT 832  
WASHINGTON DC 20002-5167

**P**

**PRIORITY MAIL RETURN**

NO POSTAGE  
NECESSARY  
IF MAILED  
IN THE  
UNITED STATES

CUST FIRST NAME CUST LAST NAME  
CUSTOMER FIRM  
PO BOX 100  
WASHINGTON DC 20044-0100

RMA#: EE66GG87  
EF789UJK  
0001


**C045**

---

**Instructions**

1. Please use a laser or laser-quality printer.
2. Adhere shipping label to package with tape or glue - **DO NOT TAPE OVER BARCODE**. Be sure all edges are secure. Self-adhesive label is recommended.
3. Place label so that it does not wrap around the edge of the package.
4. Each shipping label number is unique and can be used only once - **DO NOT PHOTOCOPY**.
5. If a mailing receipt is required, present the article and Online e-Label Record at a Post Office for postmark.

**QR Code Instructions**



SCAN QR Code to request free Package Pickup or to find a Post Office to drop off packages.

**Online e-Label Record**

**USPS Tracking Service Number:**  
9201 9902 9502 2999 9962 25  
PRIORITY MAIL RETURN

Print Date: 06/25/24

**From:** CUST FIRST NAME CUST LAST NAME  
CUSTOMER FIRM  
PO BOX 100  
WASHINGTON DC 20044-0100

**To:**  
ATTN: RETAILER RETURNS DEPARTMENT  
RETAILER FIRM  
600 H ST NE APT 832  
WASHINGTON DC 20002-5167

RMA#: EE66GG87  
EF789UJK



Thank you for shipping with the United States Postal Service!  
Check the status of your shipment on the Track & Confirm page at [www.usps.com](http://www.usps.com)

Figure 1: USPS Priority Mail Return label

## 4.2 USPS Returns Label Sample – Priority Mail Express Return



Scan for free  
Package Pickup  
or to find  
a Post Office





9279 7999 9999 9999 9962 74

**USPS SIGNATURE TRACKING #**



ATTN: RETAILER RETURNS DEPARTMENT  
RETAILER FIRM  
7050 FAIRGROUNDS PKWY  
SAN ANTONIO TX 78238-4540

SIGNATURE REQUIRED

RMA#: EE66GG87  
EF789UJK  
0007

C038

**E**

**PRIORITY MAIL EXPRESS® RETURN**

NO POSTAGE  
NECESSARY  
IF MAILED IN THE  
UNITED STATES

---

**Instructions**

1. Please use a laser or laser-quality printer.
2. Adhere shipping label to package with tape or glue - **DO NOT TAPE OVER BARCODE**. Be sure all edges are secure. Self-adhesive label is recommended.
3. Place label so that it does not wrap around the edge of the package.
4. Each shipping label number is unique and can be used only once - **DO NOT PHOTOCOPY**.
5. If a mailing receipt is required, present the article and Online e-Label Record at a Post Office for postmark.

**QR Code Instructions**



SCAN QR Code to request free Package Pickup or to find a Post Office to drop off packages.

**Online e-Label Record**

**USPS Tracking Service Number:**  
9279 7999 9999 9999 9962 74  
PRIORITY MAIL EXPRESS® RETURN

Print Date: 06/25/24

**From:** CUST FIRST NAME CUST LAST NAME  
CUSTOMER FIRM  
REPTO VETERANO  
150 CALLE A  
SAN JUAN PR 00926

**To:**  
ATTN: RETAILER RETURNS DEPARTMENT  
RETAILER FIRM  
7050 FAIRGROUNDS PKWY  
SAN ANTONIO TX 78238-4540

RMA#: EE66GG87  
EF789UJK



Thank you for shipping with the United States Postal Service!  
Check the status of your shipment on the Track & Confirm page at [www.usps.com](http://www.usps.com)

Figure 2: Priority Mail Express Return label

32



### 4.3 USPS Returns Label Sample – Ground Advantage Return



Scan for free  
Package Pickup  
or to find  
a Post Office





9259 7999 9999 9999 9962 94

**USPS TRACKING #**



ATTN: RETAILER RETURNS DEPARTMENT  
STE 100  
2 MASSACHUSETTS AVE NE  
WASHINGTON DC 20212-1726

**USPS GROUND ADVANTAGE™ RETURN**

CUST FIRST NAME CUST LAST NAME  
CUSTOMER FIRM  
232  
PO BOX 100  
WASHINGTON DC 20044-0100

RMA#: EE66GG87  
EF789UJK  
0002

C000



NO POSTAGE  
NECESSARY  
IF MAILED  
IN THE  
UNITED STATES

---

**Instructions**

1. Please use a laser or laser-quality printer.
2. Adhere shipping label to package with tape or glue - **DO NOT TAPE OVER BARCODE**. Be sure all edges are secure. Self-adhesive label is recommended.
3. Place label so that it does not wrap around the edge of the package.
4. Each shipping label number is unique and can be used only once - **DO NOT PHOTOCOPY**.
5. If a mailing receipt is required, present the article and Online e-Label Record at a Post Office for postmark.

**QR Code Instructions**



SCAN QR Code to request free Package Pickup or to find a Post Office to drop off packages.

**Online e-Label Record**

**USPS Tracking Service Number:**  
9259 7999 9999 9999 9962 94  
USPS GROUND ADVANTAGE™ RETURN

Print Date: 06/25/24

**From:** CUST FIRST NAME CUST LAST NAME  
CUSTOMER FIRM  
232  
PO BOX 100  
WASHINGTON DC 20044-0100

**To:** ATTN: RETAILER RETURNS DEPARTMENT  
RETAILER FIRM  
STE 100  
2 MASSACHUSETTS AVE NE  
WASHINGTON DC 20212-1726

RMA#: EE66GG87  
EF789UJK



Thank you for shipping with the United States Postal Service!  
Check the status of your shipment on the Track & Confirm page at [www.usps.com](http://www.usps.com)

Figure 3: USPS Ground Advantage Return label

## 5.0 Appendix C – Unique ZIP+4

Web Tools USPSReturnsLabel allows a unique Returns ZIP4 which can be used instead of the ZIP4 returned from AMS in the XML response <RetailerZip4>, barcode, label, receipt, and SSF.

Context: Today local AMS generates a unique Returns destination ZIP4 for larger volume returns shippers but does not share this data outside of AMS DB with other internal systems. As a result, a unique Returns ZIP4 will fail AMS validation and standardize to the ZIP4 of the physical address. For the Web Tools USPS Returns API, a configured unique ZIP4 allows customers to bypass the AMS ZIP4.

Ex. Destination Address: "16840 BUCCANEER LN HOUSTON, TX 77058 + XX50\*" – the unique ZIP4 is "XX50", AMS standardizes to "2563" – when the unique ZIP4 option is configured in Web Tools, the unique returns ZIP4 of "XX50" is used.