



WebTools Release Notes

Version 1.7

Application: Web Tools APIs
Package Name: Jun-Nov 2017 Updates
Package Version: 1.7

Table of Contents

1	Revision History	1
2	Implementation Summary.....	2
2.1	Production Release: June 23, 2017	2
2.2	Production Release: July 28, 2017	3
2.3	Production Release: August 25, 2017	3
2.4	Production Release: September 22, 2017.....	5
2.5	Production Release: October 20, 2017	6
2.6	Production Release: November 2017.....	7
2.7	Production Release: To Be Determined.....	7
2.8	New and Recently Released APIs and Functionality	7
3	Appendices	8
3.1	Appendix A – Price Calculator and Label APIs	8
3.2	Appendix B – Domestic Label APIs: Customs Forms	9
3.3	Appendix C – Sample XML Requests	12

1 Revision History

Date	Author	File Version	Change Description
6/15/17	Evan Betler	V1.1	Initial version
7/12/17	Maggie Tillar	V1.3	-Updated section 2.1 June Release to “Complete” -Updated section 2.2 with July Release details -Updated section 2.3 with August Release details
9/6/17	Evan Betler	V1.5	-2.3.1-2 moved to September 10 -2.4 updated with September release items and outage details -2.5 updated with October release items -3.2-3.3 updated to reflect October release
9/13/17	Evan Betler	V1.7	-2.4.1: First Class Parcel name change occurred 9/3

2 Implementation Summary

External testing availability via the Web Tools CAT / stg- environment for each release can be found in the respective section below. The external test environment can be accessed, using your production UserID, via the following URL scheme, host and path:

- Secure APIs: <https://stg-secure.shippingapis.com/ShippingApi.dll>
- Non-secure APIs: <http://stg-production.shippingapis.com/ShippingApi.dll>

If you receive an authorization error, please contact webtools@usps.gov and include your UserID.

2.1 Production Release: June 23, 2017

External testing: June 12, 2017

2.1.1 Address APIs: Encryption Update

1. The Address APIs encryption will be upgraded from SHA-1 to SHA-2 effective June 23rd, 2017; impacted APIs are listed in #2 below.

2. The <Zip4> response tag will no longer be populated for R777 carrier routes.

- Impacted APIs: Address APIs
 - AddressValidate (API=Verify)
 - ZipCodeLookup
 - CityStateLookup
 - GetAMSInfo
 - GetAddress
 - AllCitiesInAZipCode
 - AllZipCodesInACity
- When Carrier Route = R777, <Zip4> tag will not be populated in XML response.

Example: API = Verify with R777 Carrier Route where <Zip4> tag no longer is returned in response:

```
<AddressValidateResponse>
  <Address ID="1">
    <Address2>205 W MAIN ST</Address2>
    <City>ROYAL</City>
    <State>IL</State>
    <Zip5>61871</Zip5>
    <Zip4></Zip4>
  </Address>
</AddressValidateResponse>
```

The following addresses are available for testing:

R777 Test Addresses
16423 Swank St., Box 13 Yoder, IN
5 Maple Ave. Clintondale, NY
503 S Main St Williamson, IA

2.1.2 eVS Domestic API Updates

1. Fixes implemented to improve ZPL printing functionality (when <ImageParameter>=4X6LABELZPL).

2. Parcel Select Ground machinable validations – when <ServiceType>=PARCEL SELECT GROUND, new validations will ensure that parcels with either Oversize dimensions (Length+Girth>108 inches) or weight exceeding 35lbs are indicated in the eVS request as NonMachinable:

- When NonMachinable weight exceeding 35lbs is provided (ex. <WeightInOunces>561</WeightInOunces>) and <Machinable>=True, an error will return.
 - When <Machinable> not provided, default is “False” to indicate Nonmachinable.
- When NonMachinable/ “Oversize” dimensions where Length+Girth exceeds 108 inches and <Machinable>=True, an error will return.
 - When <Machinable> not provided, default is “False” to indicate Nonmachinable.
- When Rate Indicator is determined to be “OS” (Oversize), Web Tools will use “5” (NonMachinable) in the Shipping Services File Processing Category field.

Sample eVS Parcel Select Ground Machinable Error:

```
<?xml version="1.0"?>
- <Error>
  <Number>-2147218883</Number>
  <Source>clsEVS:ValidateParameters</Source>
  <Description>Parcel is NonMachinable. Request contains Machinable.</Description>
  <HelpFile/>
  <HelpContext/>
</Error>
```

3. Fixes implemented to eVS Shipping Services File to correct the Rate Indicator for “Large Flat Rate Box” to “PL.”
4. Fixes implemented to for eVS Labels to display “Certified Mail” in the barcode banner where required.

2.2 Production Release: July 28, 2017

External testing: June 17, 2017

2.2.1 TrackV2 “TrackField” Updates

1. New <StatusCategory> values in *TrackFields* response:
 - a. Delivery Attempt
 - b. Delivery Attempt: Action Needed
 - c. Available for Pickup
 - d. Out for Delivery

2.2.2 RateV4 API updates

1. Fixes to Collect on Delivery (ServiceID=103) extra service price calculation

2.2.3 Shipping Services File Updates

1. Fixes to Shipping Services File creation for following:
 - a. Updates SSF to populate correct Postage Type:
 - i. APIs: eVS
 - b. Rate Indicator for APO/FPO/DPO Large Flat Rate Box updated to “PM”
 - i. APIs: DeliveryConfirmationV4
 - c. Destination Country field populated correctly in customs data submission
 - i. APIs: Customs Forms (API=CustomsCN22v2, CustomsCP72v3)

2.2.4 SCAN API Updates

1. Fixes made to resolve “system” errors returning.

2.2.5 eVS Domestic Updates

1. Continued fixes implemented to improve ZPL printing functionality (when <ImageParameter>=4X6LABELZPL).

2.3 Production Release: August 25, 2017

External testing: August 14, 2017

2.3.1 TrackV2 “TrackField” Updates (moved to 9/10 production release; communicated separately to specific customers; available now for testing)

1. New response tags will return for specific SourceIDs to indicate mail piece eligibility for certain notification request types. Response tags will return true/false boolean value.
 - a. New response tags will be returned only for the following SourceIDs:
 - i. WTSPECREQ, MYUSPS, USPS_TRACK, USPSTOOLS, MBL_APP, MBL_INTERNET, CCM
 - b. New “true”/“false” *Notification Request Eligibility* response tags within the TrackResponse/TrackInfo/ grouping:
 - i. EnabledNotificationRequests/SMS/FD
 - ii. EnabledNotificationRequests/SMS/AL
 - iii. EnabledNotificationRequests/SMS/TD
 - iv. EnabledNotificationRequests/SMS/UP
 - v. EnabledNotificationRequests/SMS/DND
 - vi. EnabledNotificationRequests/EMAIL/FD
 - vii. EnabledNotificationRequests/EMAL/AL
 - viii. EnabledNotificationRequests/EMAIL/TD
 - ix. EnabledNotificationRequests/EMAIL/UP
 - x. EnabledNotificationRequests/EMAIL/DND
 - c. Example *Notification Request Eligibility* response tags within XML response:


```
<EnabledNotificationRequests>
  <SMS>
    <FD>false</FD>
    <AL>false</AL>
    <TD>false</TD>
    <UP>false</UP>
    <DND>true</DND>
  </SMS>
  <Email>
    <FD>false</FD>
    <AL>false</AL>
    <TD>false</TD>
    <UP>false</UP>
    <DND>true</DND>
  </Email>
</EnabledNotificationRequests>
```

2.3.2 PTSEmail API Updates (moved to 9/10 production release; communicated separately to specific customers; available now for testing)

1. Updated enumerations for <RequestType> tag
 - a. Valid enumerations:
 - i. “AL” (Alert)
 - ii. “FD” (Future Delivery)
 - iii. “ED” (Email DND)
 - iv. “TD” (Today Delivery)
 - v. “UP” (Available for Pickup)
 - b. Existing enumerations no longer valid:
 - i. “EC” (Email Current)
 - ii. “EN” (Email Notify)
 - iii. “EB” (Email Both)
 - c. PTSEmail API integrators are encouraged to use the new valid request enumerations. Existing enumerations will default to the new Future Delivery “FD” request type which will not result in any XML response changes. The Future Delivery “FD” email template integrators will receive will contain the expected delivery date and ExDW, if available.

- d. PTSEmail API integrators should use TrackV2 *TrackFields* to determine notification eligibility for a given TrackId
 - i. Integrators must use a particular SourceID in the TrackV2 *TrackFields* request to receive the *Notification Request Eligibility* response tags and values as noted in 2.3.2.1
 - 2. Additional <RequestType> tags will be supported in the PTSEmail request to allow users to indicate multiple Request Types defined in 2.3.2.1.a
 - a. The additional <RequestType> tags and values will be optional
- Example PTSEmail Request with multiple Request Types:

```
<PTSEmailRequest>
<TrackId>EA123456789US</TrackId>
<MpSuffix>9425</MpSuffix>
<MpDate>2011-07-25</MpDate>
<RequestType>AL</RequestType>
<RequestType>ED</RequestType>
<RequestType>TD</RequestType>
<FirstName>JOHN</FirstName>
<LastName>PUBLIC</LastName>
<Email1>JOHN.Q.PUBLIC@USPS.GOV</Email1>
<Email2></Email2>
<Email3></Email3>
<ClientIp></ClientIp>
</PTSEmailRequest>
```

2.4 Production Release: September 22, 2017

External testing: September 12, 2017

1. First-Class Parcel updates
 - o New pricing effective 9/3/2017
 - New pricing will be reflected in all applicable price calculator and label APIs
 - RateV4 CLASSID="0" and <MailService> values in response will not change
 - In RateV4 response, CLASSID="0" will not change but associated <MailService> value will change from "First-Class Mail Parcel" to "First-Class Mail Package Service-Retail"
 - o Name change effective 9/22/2017
 - New RateV4 <FirstClassMailType> value of "PACKAGE SERVICE RETAIL"; existing "PARCEL" value will still be accepted and considered same as "PACKAGE SERVICE RETAIL"
 - In RateV4 response, CLASSID="0" will not change but associated <MailService> value will change from "First-Class Mail Parcel" to "First-Class Mail Package Service-Retail"
 - Occurred 9/3
 - DeliveryConfirmationV4, SignatureConfirmationV4, HoldForPickupFirstClass, InterceptLabel APIs will be updated to reflect new name on label images:
 - New banner text: "USPS FIRST-CLASS PKG SVC-RTL™"
 - New receipt text: "First-Class Package Service – Retail™ with electronic option"
2. ~~Domestic Customs Forms and Barcode required updates (moved to October 20 release)~~
 - o ~~Tentatively scheduled for 9/22/17~~
 - o ~~See Appendix B and Appendix C for details~~
 - o ~~No changes needed for eVS APIs, Click N Ship, and Meter Label Solution, though testing is encouraged to ensure all required customs information is being provided in the request for APO/FPO/DPO and PTFAS labels~~
 - ~~The changes were made available to these channels in January 2016 but required fields will be enforced on 9/22/2017~~
3. First-Class Package International E-USPS DELCON INTL Updates (effective Sept 15th, 2017)
 - o External testing: Sept 14, 2017;
 - o Updated list of countries offering E-USPS DELCON INTL effective 9/15/2017

- Web Tools will support updated country availability for Electronic USPS Delivery Confirmation International service (ServiceID=109) for all International Label and Rate APIs which support it today.
 - New countries supporting First-Class Package International E-USPS DELCON INTL:
 - Cyprus
 - Greece
 - Japan
 - Russia
 - Reference <https://pe.usps.com/text/imm/> for more information.
4. USPS Web Tools Secure/HTTPS API Outage (effective September 17, 2017)
- Web Tools database maintenance will result in an API outage affecting most secure/HTTPS requests.
 - Timing and duration: 3 hours on September 17, 2017 from 7:00 – 10:00 PM EDT.
 - APIs impacted: Secure/HTTPS (<https://secure.shippingapis.com/shippingapi.dll>) calls that involve updates to the WebTools database. For example:
 - All Label APIs, including: eVS, Domestic Labels (e.g. DeliveryConfirmationV2, 3, 4; SignatureConfirmationV3, 4; ExpressMailLabel), International Labels and Customs Forms, SCAN Form, Forever Prepaid, Hold For Pickup, Open and Distribute, Package Intercept, Merchandise Return Service
 - Package Pickup APIs (e.g. CarrierPickupSchedule)
 - Others: OrderSupplies, Web Tools Registration, Hold Mail
 - Secure API calls that do not involve updates to the WebTools database will continue to work. For example:
 - All AMS address APIs: GetAddress, Verify, ZipCodeLookup, etc.
 - Tracking and PTR APIs
 - Rate requests (RateV4, IntlRateV2)
 - POLocator
 - GXG
 - Kahala
 - Service Standards
 - MeterStatus
 - The following error response will be returned during the outage for impacted APIs:


```
<Error>
<Number>80040999</Number>
<Source>Maintenance Outage</Source>
<Description>USPS Web Tools APIs are currently not available due to scheduled maintenance until 10PM EDT. Please retry after maintenance has been completed</Description>
</Error>
```

2.5 Production Release: October 20, 2017

External testing: October 10, 2017

1. Domestic Customs Forms and Barcode **required updates**
 - Tentatively scheduled for 10/20/17
 - See Appendix B and Appendix C for details
 - No changes needed for eVS APIs, Click N Ship, and Meter Label Solution, though testing is encouraged to ensure all required customs information is being provided in the request for APO/FPO/DPO and PTFAS labels
 - The changes were made available to these channels in January 2016 but required fields will be enforced on 10/20/2017
2. Issue resolution/maintenance:
 - Verify API will handle "." (period) special character when supplied in the <Address1> (secondary address) field

2.6 Production Release: November 2017

Items will be moved to release dates as scheduled and included in future versions of the release notes

1. Updates TBD

2.7 Production Release: To Be Determined

Items will be moved to release dates as scheduled and included in future versions of the release notes

1. Every Door Direct Mail (EDDM) API Enhancements
 - New EDDM APIs will be available to provide the following functions: Create Order, Retrieve Order Details, Retrieve Order History, Retrieve PDF, Cancel Order, Cancel Order Segment, Request Order Refund, Get Post Office, ZIP Code Route Search
2. Domestic Customs Forms and Barcode Updates (moved to October 2017 release)
3. eVS Label API Updates
 - Shipping Partner Event File Web Tools certification
 - Known sender additions
 - Vendor Code additions
 - Military Mail indicia corrections
 - Continued ZPL improvements
4. Priority Mail Cubic support to be added as default RateV4 behavior
5. Business price calculator support to be added for presort and other products

2.8 New and Recently Released APIs and Functionality

Contact webtools@usps.gov for registration and detailed specifications for the following new APIs

2.8.1 Recent eVS API Enhancements

1. Priority Mail Cubic support added 9/24/16
 - See updated user guide for information: <https://www.usps.com/business/web-tools-apis/documentation-updates.htm>
2. Shipping Partner Event (SPE) File: eVS domestic and international label APIs
 - Effective 10/22/16, Web Tools supports creation and transmission of the Shipping Partner Event File – Customers will need to opt in to this functionality and be certified. Please reach out to webtools@usps.gov for more information.
3. ZPL label image format enhancements
 - Effective 10/22/16, Web Tools supports ZPL label image format options within the domestic eVS API for both domestic shipping labels and domestic customs forms
 - To receive a ZPL image, send <ImageType>= "TIF" and <ImageParameter>= "4x6LABELZPL" in the request
 - International support and EPL approach and release are to be determined

3 Appendices

3.1 Appendix A – Price Calculator and Label APIs

3.1.1 Domestic Price Calculator APIs

Description	API Name
Domestic Price Calculator	RateV4

3.1.2 International Price Calculator APIs

Description	API Name
International Price Calculator	IntlRateV2, IntlRate

3.1.3 Domestic Label APIs

Description	API Name
Express Mail Label	ExpressMailLabel
Express Mail Hold For Pickup	HoldForPickupExpress
Priority Mail Hold For Pickup	HoldForPickupPriority
First Class Mail Hold For Pickup	HoldForPickupFirstClass
Delivery Confirmation	DeliveryConfirmationV4
Signature Confirmation	SignatureConfirmationV4
Merchandise Return Service	MerchandiseReturnV4
Merchandise Return Service Bulk	MerchReturnV4Bulk
Open and Distribute Priority	OpenDistributePriorityV2
eVS Domestic	eVS
Forever Prepaid Label	ForeverPrepaidLabel
Scan Based Payment Outbound	CreateSBPLabel
Package Intercept Label	InterceptLabel
PFSC Label	PFSC
Call Tag (P&D) Label	FetchCTSLabel
Metro Post	MetroPost

3.1.4 International Label APIs

Description	API Name
Express Mail International	ExpressMailIntl
Express Mail International – eVS	eVSExpressMailIntl
Priority Mail International	PriorityMailIntl
Priority Mail International - eVS	eVSPriorityMailIntl
First Class Mail International	FirstClassMailIntl
First Class Mail International - eVS	eVSFirstClassMailIntl
GXG Get Label	GXGGetLabel
GXG Get Label – eVS	eVSGXGGetLabel
GXG Commercial Invoice	GXGCommercialInvoice
Customs SCAN	CustomsSCAN
Customs Form CN22	CustomsCN22V2
Customs Form CP72	CustomsCP72V3

3.2 Appendix B – Domestic Label APIs: Customs Forms

Production release tentatively scheduled for October 2017

3.2.1 Priority Mail, First Class Parcel / Package Service, Package Services Labels without postage (API=DeliveryConfirmationV4, SignatureConfirmationV4)







1. Updates: Customs compliance requirements for items destined to military (APO, FPO), diplomatic (DPO), and US Possessions, Territories and Freely Associated States (PTFAS)
 - Request considerations:
 - Effective 1/26/16, the full complement of customs data XML inputs were made available optionally for APO/FPO/DPO and PTFAS ZIP Codes
 - Effective October 2017 (tentative, exact date TBD), the following customs data XML inputs will be required at a minimum for APO/FPO/DPO and PTFAS ZIP Codes
 - <CustomsContentType> and <WeightInOunces>
 - If, based on the <CustomsContentType> and <WeightInOunces>, a customs form is required, the following customs data XML inputs will be required for APO/FPO/DPO and PTFAS ZIP Codes:
 - <ShippingContents> / <ItemDetail> grouping
 - <Description> (required for each item, 256-character maximum)
 - <Quantity> (required for each item, numeric, 4-character maximum)
 - <Value> (required for each item, decimal, 8-character maximum, decimal and cents must be provided (i.e. 12.00))
 - <NetPounds> (ounces or pounds required for each item)
 - <NetOunces> (ounces or pounds required for each item)
 - <HSTariffNumber> (required tag, optional value, 12-character maximum)
 - <CountryOfOrigin> (required tag, optional value, full valid country name per the “Full Country Listing” at <http://pe.usps.com/>)
 - Response / image considerations:
 - Effective 1/26/16:
 - The image in the response for an APO/FPO/DPO+PTFAS label without postage (including Customs Forms Online labels) is a standard domestic shipping label which requires a separate customs forms document
 - The image in the response for an APO/FPO/DPO+PTFAS prepaid label (Click N Ship and USPS Meter Label Solution) label is the integrated 2976A or 2976 customs form with a domestic IMpb barcode
 - Effective in October 2017 (tentative, exact date TBD), the APO/FPO/DPO+PTFAS label image for labels both with and without pre-paid postage will be the integrated 2976A or 2976 customs form with a domestic IMpb barcode
 - Images returned for Click N Ship and USPS Meter Label Solution will be the same in October 2017 as in January 2016
 - The response label image for items destined to APO/FPO/DPO and PTFAS ZIP Codes, when customs forms are required, will be a single ply 4x6” 2976A or 2976 customs form with optional continuation page following the format guidelines at <https://ribbs.usps.gov/index.cfm?page=intcustomsforms>
 - See Appendix A for customs form image sample
 - Detailed specifications, including a complete list of required and optional customs data inputs, can be found in the “Domestic Shipping Labels” API documentation at <https://www.usps.com/business/web-tools-apis/documentation-updates.htm>

3.2.2 Priority Mail Express Labels without postage (ExpressMailLabel)

1. Customs compliance requirements for items destined to military (APO, FPO), diplomatic (DPO), and US Possessions, Territories and Freely Associated States (PTFAS)
 - Request considerations:

- Effective 1/26/16, the full complement of customs data XML inputs were made available optionally for APO/FPO/DPO and PTFAS ZIP Codes
- Effective October 2017 (tentative, exact date TBD), the following customs data XML inputs will be required at a minimum for APO/FPO/DPO and PTFAS ZIP Codes
 - <CustomsContentType> and <WeightInOunces>
- If, based on the <CustomsContentType> and <WeightInOunces>, a customs form is required, the following customs data XML inputs will be required for APO/FPO/DPO and PTFAS ZIP Codes:
 - <ShippingContents> / <ItemDetail> grouping
 - <Description> (required for each item, 256-character maximum)
 - <Quantity> (required for each item, numeric, 4-character maximum)
 - <Value> (required for each item, decimal, 8-character maximum, decimal and cents must be provided (i.e. 12.00))
 - <NetPounds> (ounces or pounds required for each item)
 - <NetOunces> (ounces or pounds required for each item)
 - <HSTariffNumber> (required tag, optional value, 12-character maximum)
 - <CountryOfOrigin> (required tag, optional value, full valid country name per the “Full Country Listing” at <http://pe.usps.com/>)
- Response / image considerations:
 - Effective 1/26/16:
 - The image in the response for an APO/FPO/DPO+PTFAS label without postage (including Customs Forms Online labels) is a standard domestic shipping label which requires a separate customs forms document
 - The image in the response for an APO/FPO/DPO+PTFAS prepaid label (Click N Ship and USPS Meter Label Solution) label is the integrated 2976A or 2976 customs form with a domestic IMpb barcode
 - Effective in October 2017 (tentative, exact date TBD), the APO/FPO/DPO+PTFAS label image for labels both with and without pre-paid postage will be the integrated 2976A or 2976 customs form with a domestic IMpb barcode
 - Images returned for Click N Ship and USPS Meter Label Solution will be the same in October 2017 as in January 2016
 - The response label image for items destined to APO/FPO/DPO and PTFAS ZIP Codes, when customs forms are required, will be a single ply 4x6” 2976A or 2976 customs form with optional continuation page following the format guidelines at <https://ribbs.usps.gov/index.cfm?page=intcustomsforms>
 - See Appendix A for customs form image sample
- Detailed specifications, including a complete list of required and optional customs data inputs, can be found in the “Domestic Shipping Labels” API documentation at <https://www.usps.com/business/web-tools-apis/documentation-updates.htm>

3.2.3 eVS sample label / customs forms to military (APO/FPO) destination

 9205 5901 0650 7600 0714 92	F R O M	 7771234567 MEI	CP72-CUSTOMS DECLARATION		P	PRIORITY MAIL MILITARY U.S. POSTAGE PAID Not Valid Test Label eVS			
		JON SENDER 2600 CAMPUS RD HONOLULU HI 96822-2224		Origin Post: US POSTAL SERVICE		Date of Mailing: 12/14/15			
		Importer's reference:		Importer's contact:					
Detailed description of contents		Qty	Net Weight (lbs oz)	Value (US\$)	HS Tariff Number	Origin Country	Insured Value: \$ 0.00 SDA Value: \$ 0.00 Insured Fee: \$ Postal charges/ Fees: \$ 6.20		
Description 1		9999	0 1	1.11					
Category of Items: MERCHANDISE		TOTAL	0 1	1.11	I certify the particulars given in this customs declaration are correct. This form does not contain any undeclared dangerous articles, or articles prohibited by legislation or by postal or customs regulations. I have met all applicable export filing requirements under federal law and regulations.				
Exporter's reference:		Exporter's contact:		Total Dimensions: L: 6 W: 10 H: 4		Sender's Signature and Date JON SENDER 12/11/2015			
AES ITN Exemption 30.36A		Invoice License Certificate No (s)		Return to Sender Instructions in case of nondelivery:					
 6.5 lbs.									
T O		 JOSEPH CLEAN POSTAL SERVICE UNIT 15345 61ST MAINT CO APO AP 96258		Overseas Military/Diplomatic Mail					

Notes:

- The above format applies also to DPO and US Possessions, Territories and Freely Associated States ZIP Codes
- The following APIs will have similar customs forms image outputs for military, diplomatic and Possessions, Territories and Freely Associated States: DeliveryConfirmationV4, SignatureConfirmationV4 and ExpressMailLabel API image outputs
- The image outputs will be a 2976B, 2976A or 2976 based on mail class; all will have the same dimensional footprint

3.3 Appendix C – Sample XML Requests

This section provides sample XML requests to the CAT/staging environment that demonstrate some of the changes implemented to our APIs in this release. These requests are provided as a reference to aid in your understanding of the changes and in your integration with our updated APIs. You should still complete all your usual testing and verification processes to ensure that your system is communicating properly with the most updated version of Web Tools.

Please note that you must place your valid USERID into the request. Sample responses are provided below the sample requests to illustrate the changes that will occur to the XML schema. Please note that the data within the tags may differ depending on inputs provided. Areas of note are highlighted.

DeliveryConfirmationV4 Sample Request

This request illustrates the new customs data inputs that will be required in October 2017 for military and diplomatic destinations and possessions, territories and freely associated states. The response schema will not be altered; however, a new label/customs form image will be returned (see Appendix A). These changes also apply to the following APIs: ExpressMailLabel, SignatureConfirmationV4

```



```

```
<Container></Container>
<Size>Regular</Size>
<Width />
<Length />
<Height />
<Girth />
<Machinable>True</Machinable>
<CommercialPrice>>true</CommercialPrice>
<ExtraServices>
<ExtraService>
</ExtraService></ExtraServices>
<ShippingContents>
  <ItemDetail>
    <Description>Description 1</Description>
    <Quantity>9999</Quantity>
    <Value>1.11</Value>
    <NetPounds></NetPounds>
    <NetOunces>1</NetOunces>
    <HSTariffNumber>234567</HSTariffNumber>
    <CountryOfOrigin>AU</CountryOfOrigin>
  </ItemDetail>
</ShippingContents>
<FromPhone>7175551212</FromPhone>
<SenderMID>123456789</SenderMID>
<ToPhone>5705551212</ToPhone>
<CustomsContentType>sample</CustomsContentType>
<ContentComments>Testing</ContentComments>
<RestrictionType>Phytosanitary Inspection</RestrictionType>
<RestrictionComments>Testing</RestrictionComments>
<AESITN>30.37a</AESITN>
<ImportersReference>IR-12345</ImportersReference>
<ImportersContact>j.morgan87@usps.gov</ImportersContact>
<ExportersReference>ER-12345</ExportersReference>
<ExportersContact>j.morgan87@usps.gov</ExportersContact>
<InvoiceNumber>Invoice89012345</InvoiceNumber>
<LicenseNumber>License Number12</LicenseNumber>
<CertificateNumber>CertificateX</CertificateNumber>
</DeliveryConfirmationV4.0Request>
```